




YOUR GUIDE TO FINDING QUALITY ACCOMMODATION ABROAD



Welcome to the
HOME² guidelines on
finding accommodation
abroad!



Moving abroad for studies is an adventure of a lifetime but finding the right accommodation can be tricky. Whether you're looking for a place that feels like home, a safe and secure space, or just something affordable close to campus, we've got you covered! This guide will show you exactly how to find a place that meets your needs and makes your time abroad even better.

Here's why this guide will be your go-to resource for finding the perfect place to live:

- **Find housing faster:** Use our quick tips and verified resources to start your search with confidence.
- **Quality you can trust:** Look for accommodation more in line with our HOME Quality Labels that guarantee high standards in safety, comfort, and inclusivity.
- **Avoid common pitfalls:** Get insider advice on how to spot scams, dodge hidden fees, and understand rental contracts before signing.
- **Feel at home, wherever you go:** From international student-friendly spaces to eco-conscious housing, this guide ensures you find a place where you can live, study, and thrive.

No matter where you're headed in your mobility, we'll help you secure a home that makes your study abroad experience unforgettable.

KEY QUALITY LABELS:

What to Look For in Your Perfect Student Housing?



Finding accommodation can feel overwhelming, but the HOME Quality Labels make it easier! These labels are your shortcut to knowing if a place meets your standards for comfort, safety, and inclusivity.

Here's a quick guide to all seven:

International Friendliness

Ideal for international students! Expect short-term contracts, English-speaking staff, important documents in English, fast Wi-Fi, and easy online booking options.



Supersecure

Safety first! Accommodations with this label have extra security features like locks on doors, 24-hour surveillance, or video cameras for your peace of mind.



Room Quality

Comfort guaranteed. Your room will be fully furnished with all the essentials—bed, desk, and storage—so you can move in and settle down immediately.



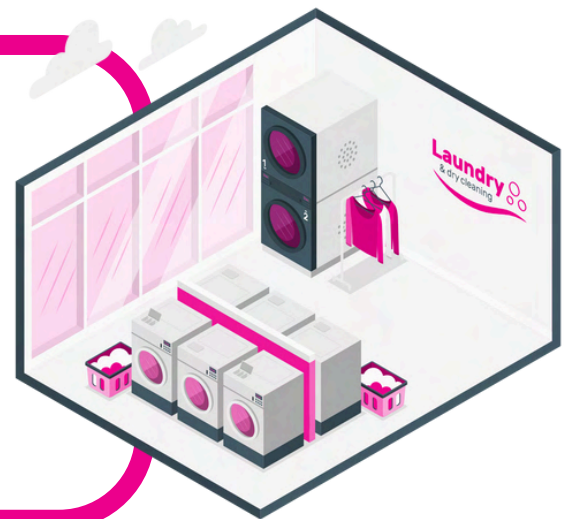
Well-Equipped Kitchen

Love to cook? This label ensures you'll have access to a stove, oven, and at least two additional appliances, like a microwave or dishwasher, for all your culinary needs.




Well-Equipped Laundry

No laundry stress! Housing with this label includes a washing machine and other laundry essentials like a dryer or ironing board to keep your clothes fresh.



Wheelchair Accessible

Accessibility matters. This label guarantees that spaces are designed for wheelchair users, with ramps, wide doorways, and accessible bathrooms to ensure comfort for everyone.



Premium Accommodation

Looking for luxury? Premium accommodations offer exclusive features like gyms, social areas, and cleaning services for a more high-end living experience.



Stay tuned! If you're looking for **Inclusion and Sustainability**.

We are developing new **Quality Labels** with input from students and experts to ensure even more housing options that meet these important standards.



QUICK TIPS FOR FINDING HOUSING:

*Your Cheat Sheet to
Stress-Free Searching!*




When it comes to finding the perfect place to live abroad, a little preparation goes a long way. Here are some quick, practical tips to make your housing search easier:





Start Early

The best spots get snapped up fast! Begin your search as soon as you know your study destination.



Set a Realistic Budget

Don't forget to include rent, utilities, and other living expenses. Always keep some extra for surprise costs!



Use Trusted Websites

Stick to verified platforms like your university's housing office or recommended student accommodation sites.



Look for Reviews


Hearing about other students' experiences is golden. Check reviews and ratings to avoid unpleasant surprises.





Ask About Utilities and Extras

Is Wi-Fi included? What about electricity or water? Know what's covered before you sign the lease.



Secure Temporary Housing

Can't find long-term accommodation before arrival? Book a short-term stay in a hostel or guesthouse while you continue your search.




Check Proximity to Campus and Public Transport

Being close to your university or a major transport hub can save time and money. Bonus points for nearby grocery stores and cafes!



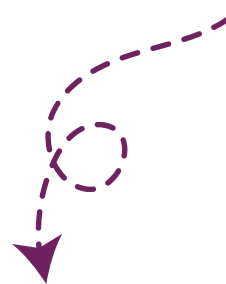
Be Ready with Your Documents

Most places will need ID, proof of enrollment, and sometimes a guarantor. Having these ready speeds up the process!



Watch Out for Scams

Never send money without seeing the place first, or without a verified contract. If something seems too good to be true, it probably is!



Don't Forget About Community Spaces

Housing with common areas can help you meet fellow students and make friends quickly.

These **tips** will make your housing search faster, smoother, and—most importantly—less stressful. Good luck, and happy house hunting!



REVISED HOUSING GLOSSARY:

Key Terms You Need to Know



Accommodation Types

Dormitory

Shared living space, often on-campus, with communal areas like bathrooms and lounges.

Studio Apartment

Self-contained unit combining a bedroom, living area, and kitchen into a single room.

Shared Flat

Private bedroom with shared living space and amenities, such as the kitchen and bathroom, with other students.

Guesthouse

A privately owned, home-like residence for short-term stays, offering a personal atmosphere.





Contract Terms

Lease Agreement

The contract between tenant and landlord, outlining rent, rules, responsibilities, and rental period.

Security Deposit

Money paid upfront to cover potential damages or unpaid rent, refundable at the end if no issues arise.

Utilities Included


Rent includes basic services like electricity, water, gas, and internet.

Bills Included

Rent also covers additional services like internet, heating, or cleaning.

Subletting

When a tenant rents out their accommodation, or part of it, to another person, often needing the landlord's approval.



Amenities and Features

Furnished Apartment

Comes with essential furniture like a bed, desk, and wardrobe.

Wi-Fi

Wireless internet access provided with the accommodation.

En-suite

A private bathroom attached directly to your bedroom for personal use.

Shared Facilities

Common areas and amenities like kitchens, bathrooms, and laundry used by all tenants.

On-site Laundry

Laundry facilities available within the building, including washing machines and dryers.




Accessibility

Wheelchair Accessible

Accommodations designed for students with mobility needs, featuring ramps, wide doorways, and accessible bathrooms.

Universal Design

Design principles that ensure environments are accessible to all, regardless of age or disability.



Financial Terms

Rent

Regular payment made to the landlord for living in the accommodation, typically paid monthly.

Deposit

A similar term for the security deposit, which covers potential damages or unpaid rent, often refundable.



Legal and Rights

Tenancy Agreement

Another term for the lease, which defines the terms, conditions, and rights during the rental period.

Notice Period

The amount of time a tenant or landlord must give to end the tenancy, as stated in the lease.

Non-Discrimination Clause

Legal protection that prevents discrimination based on race, gender, disability, or other characteristics.



Living Arrangements

Single Occupancy

A room or apartment for one person.

Double Occupancy

A shared room or apartment for two people

Flatmate/Housemate

Someone who shares a flat or house with you, including common areas but having their own private bedroom.





**TOP 3 PITFALLS
TO AVOID WHEN
FINDING HOUSING**



1 Falling for Scams

Watch out for unrealistic offers! If the price seems too good to be true, it probably is. Always use verified platforms and never send money before seeing the accommodation or receiving a signed contract.



2 Skipping the Fine Print

Read the contract carefully. Don't overlook details like deposit terms, utilities included, or notice periods for termination. Know exactly what you're committing to avoid surprises later.



3 Delaying the Search

Start looking early! The best housing options fill up quickly. Begin your search as soon as you're accepted into your program to secure a safe and affordable place.





CHECKLIST FOR SECURING ACCOMMODATION

1

Start early

Begin your search as soon as you know your study destination.

2

Set a budget

Calculate rent, utilities, and living expenses. Stick to a realistic budget.

3

Use verified platform

Look for housing on trusted websites, your university's housing service, or platforms with verified listings like the Erasmus+ App.

4

Check for Quality Labels

Look for accommodations using the HOME Quality Labels to ensure safety, comfort, and inclusivity.

5

Ask about utilities & amenities

Confirm what's included (e.g., Wi-Fi, heating, laundry) to avoid unexpected costs.

6

Read the lease contract carefully

Double-check all terms: rent, deposits, maintenance responsibilities, and notice periods.

7

Inspect onsite or request a virtual tour

If possible, visit the place or request a virtual tour to see the actual condition.

8

Secure a rental agreement

Ensure you have a signed contract before making any payments.

9

Plan your arrival

Arrange for temporary accommodation if needed and know how to get to your new home from the airport or station.

Want more details?

We hope this quick guide helps you on your journey to finding the right place to live abroad. For more in-depth information, tips, and resources on securing quality student housing, check out the full version of the HOME² Housing Guidelines!

Stay informed, stay prepared, and enjoy your study abroad experience to the fullest!

thehomeproject.eu

